

Owen Report

The High-End **Single Family Home** Market
Chicago's **GOLD COAST / STREETERVILLE** Area
As of Wednesday, August 31, 2016

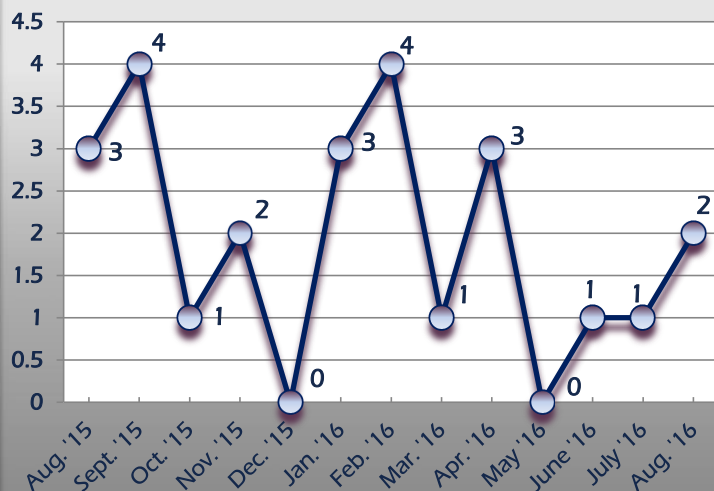
Monthly Statistics for August Sales, \$1.5M+

Average Price:	\$2,225,000
Median Price:	\$2,225,000
Maximum Price:	\$2,400,000
Total Sales Volume:	\$4,450,000
Total Units Sold:	2
Avg. Mkt. Time of Units Sold:	130 days
Total Units Currently Active:	32
Avg. Mkt. Time of Currently Active Units:	448 days

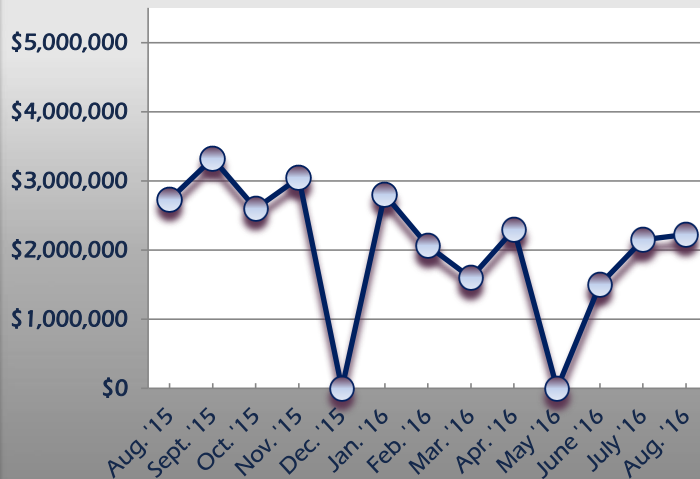
% +/- Since Last Month

+3.49%
+3.49%
+11.63%
+106.98%
+100.00%
-64.96%
+3.23%
+2.28%

Units Sold One Year Trend



Median Price One Year Trend



Source: Midwest Real Estate Data (MRED / MLS)



Janet Owen

312.268.0700
jowen@KoenigRubloff.com
www.RealtorJanetOwen.com

*Exceptional Residences...
Extraordinary Results*



**BERKSHIRE
HATHAWAY**
HomeServices

KoenigRubloff
Realty Group

980 N Michigan Ave, Suite 900, Chicago, IL 60611

Owen Report

The High-End **Single Family Home** Market
Chicago's **LINCOLN PARK** Area
As of Wednesday, August 31, 2016

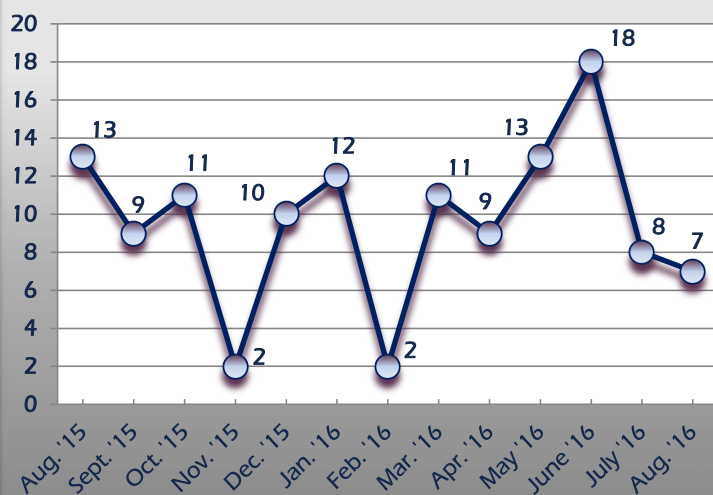
Monthly Statistics for August Sales, \$1.5M+

Average Price:	\$2,595,964
Median Price:	\$2,525,000
Maximum Price:	\$3,391,250
Total Sales Volume:	\$18,171,750
Total Units Sold:	7
Average Market Time of Units Sold:	97 days
Total Units Currently Active:	108
Avg. Mkt. Time of Currently Active Units:	164 days

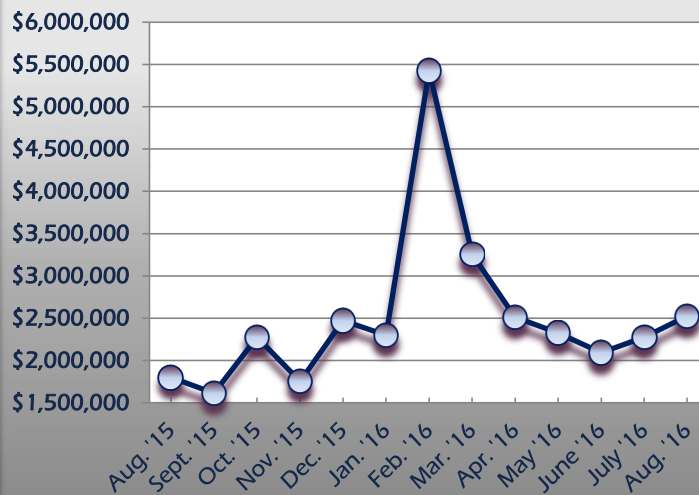
% +/- Since Last Month

-14.48%
+10.99%
-59.14%
-25.17%
-12.50%
-8.49%
0%
+9.33%

Units Sold One Year Trend



Median Price One Year Trend



Source: Midwest Real Estate Data (MRED / MLS)



Janet Owen

312.268.0700

jowen@KoenigRubloff.com

www.RealtorJanetOwen.com

*Exceptional Residences...
Extraordinary Results*



**BERKSHIRE
HATHAWAY**
HomeServices

KoenigRubloff
Realty Group

980 N Michigan Ave, Suite 900, Chicago, IL 60611

Owen Report

The High-End **Cooperative** Market
Chicago's **GOLD COAST / STREETERVILLE** Area
As of Wednesday, August 31, 2016

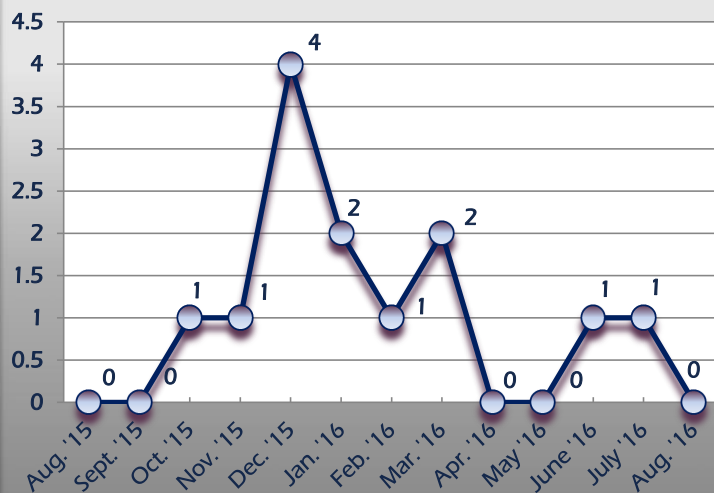
Monthly Statistics for August Sales, \$1M+

Average Price:	\$0
Median Price:	\$0
Maximum Price:	\$0
Total Sales Volume:	\$0
Total Units Sold:	0
Average Market Time of Units Sold:	N/A
Total Units Currently Active:	26
Avg. Mkt. Time of Currently Active Units:	294 days

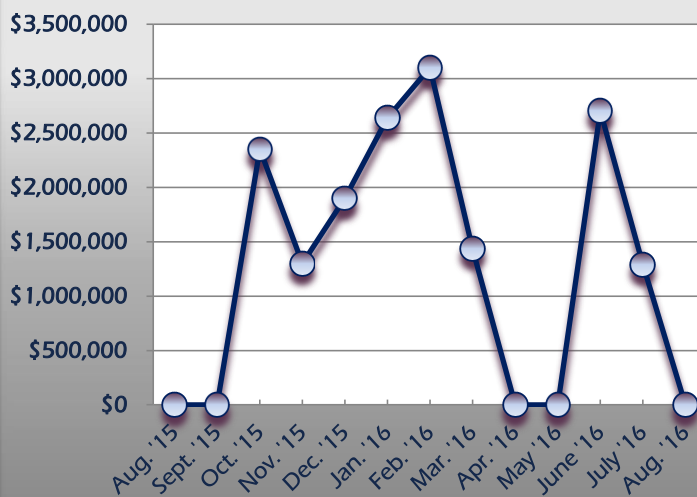
% +/- Since Last Month

-100.00%
-100.00%
-100.00%
-100.00%
-100.00%
N/A
+4.00%
-0.34%

Units Sold One Year Trend



Median Price One Year Trend



Source: Midwest Real Estate Data (MRED / MLS)



Janet Owen

312.268.0700

jowen@KoenigRubloff.com

www.RealtorJanetOwen.com

Exceptional Residences...
Extraordinary Results



**BERKSHIRE
HATHAWAY**
HomeServices

**KoenigRubloff
Realty Group**

980 N Michigan Ave, Suite 900, Chicago, IL 60611

Owen Report

The High-End **Cooperative** Market
Chicago's **LINCOLN PARK** Area
As of Wednesday, August 31, 2016

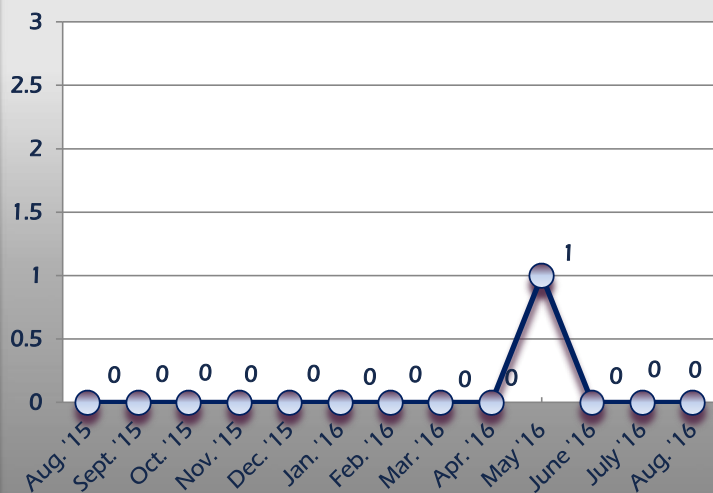
Monthly Statistics for August Sales, \$1M+

Average Price:	\$0
Median Price:	\$0
Maximum Price:	\$0
Total Sales Volume:	\$0
Total Units Sold:	0
Average Market Time of Units Sold:	N/A
Total Units Currently Active:	7
Avg. Mkt. Time of Currently Active Units:	513 days

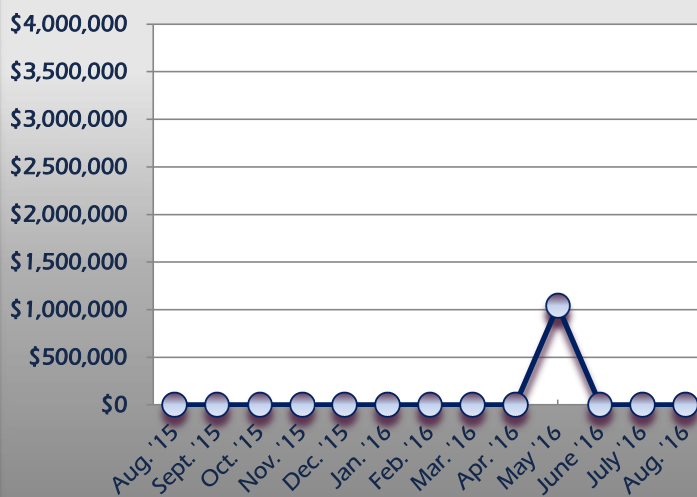
% +/- Since Last Month

0%
0%
0%
0%
0%
N/A
0%
+6.84%

Units Sold One Year Trend



Median Price One Year Trend



Source: Midwest Real Estate Data (MRED / MLS)



Janet Owen

312.268.0700

jowen@KoenigRubloff.com

www.RealtorJanetOwen.com

*Exceptional Residences...
Extraordinary Results*



**BERKSHIRE
HATHAWAY**
HomeServices

KoenigRubloff
Realty Group

980 N Michigan Ave, Suite 900, Chicago, IL 60611

Owen Report

The High-End **Condominium** Market
Chicago's **GOLD COAST / STREETERVILLE** Area
As of Wednesday, August 31, 2016

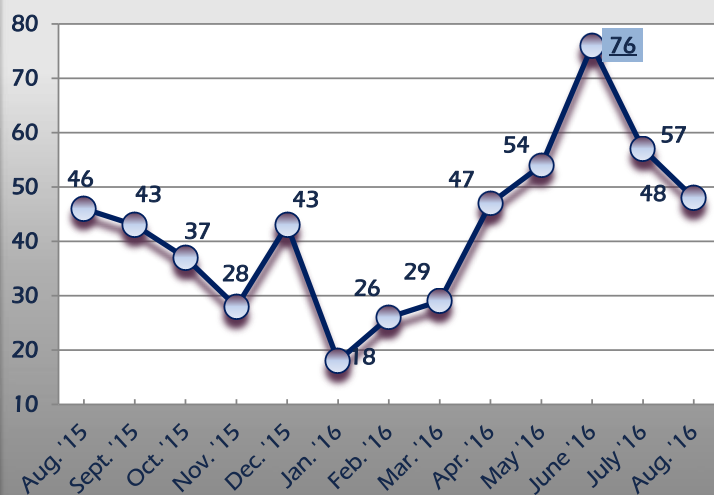
Monthly Statistics for August Sales, \$700k+

Average Price:	\$1,375,956
Median Price:	\$987,500
Maximum Price:	\$4,500,000
Total Sales Volume:	\$66,045,910
Total Units Sold:	48
Average Market Time of Units Sold:	130 days
Total Units Currently Active:	349
Avg. Mkt. Time of Currently Active Units:	149 days

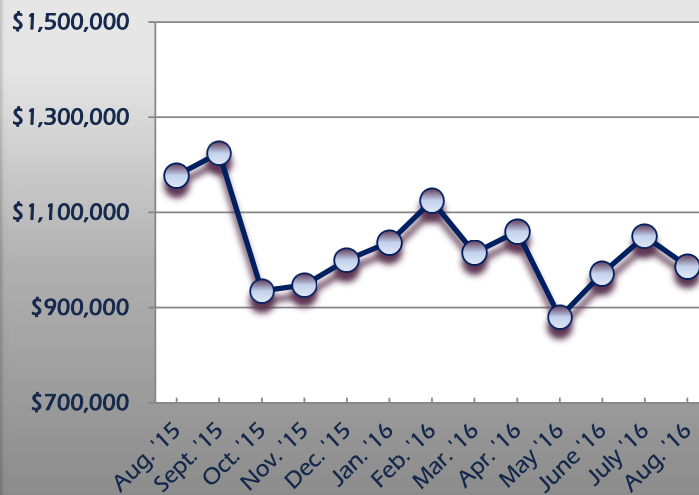
% +/- Since Last Month

-10.52%
-5.95%
-61.54%
-24.65%
-15.79%
+23.33%
+10.09%
-5.70%

Units Sold One Year Trend



Median Price One Year Trend



Source: Midwest Real Estate Data (MRED / MLS)



Janet Owen

312.268.0700

jowen@KoenigRubloff.com

www.RealtorJanetOwen.com

*Exceptional Residences...
Extraordinary Results*



**BERKSHIRE
HATHAWAY**
HomeServices

KoenigRubloff
Realty Group

980 N Michigan Ave, Suite 900, Chicago, IL 60611

Owen Report

The High-End **Condominium** Market
Chicago's **LINCOLN PARK** Area
As of Wednesday, August 31, 2016

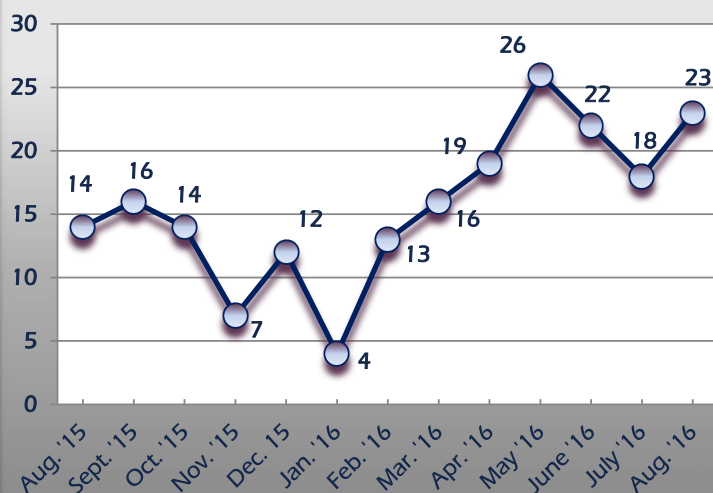
Monthly Statistics for August Sales, \$700k+

Average Price:	\$954,370
Median Price:	\$840,000
Maximum Price:	\$2,075,000
Total Sales Volume:	\$21,950,500
Total Units Sold:	23
Average Market Time of Units Sold:	30 days
Total Units Currently Active:	93
Avg. Mkt. Time of Currently Active Units:	119 days

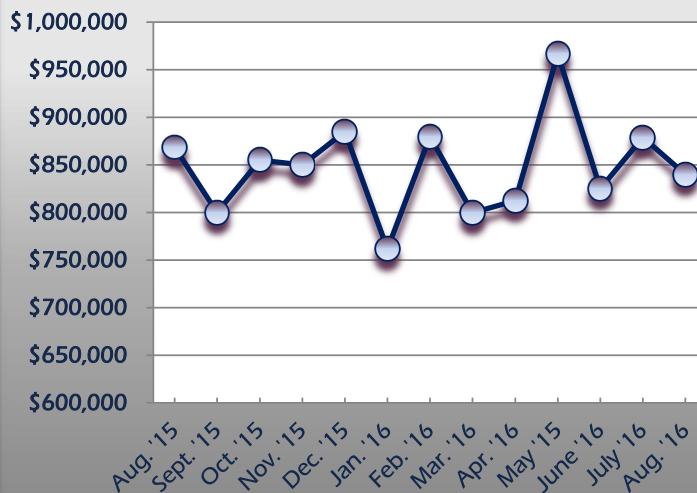
% +/- Since Last Month

-7.62%
-4.44%
-21.99%
+18.04%
+27.78%
-33.33%
+17.72%
+8.18%

Units Sold One Year Trend



Median Price One Year Trend



Source: Midwest Real Estate Data (MRED / MLS)



Janet Owen

312.268.0700

jowen@KoenigRubloff.com

www.RealtorJanetOwen.com

*Exceptional Residences...
Extraordinary Results*



**BERKSHIRE
HATHAWAY**
HomeServices

KoenigRubloff
Realty Group

980 N Michigan Ave, Suite 900, Chicago, IL 60611

Owen Report

Property Details for the Sales in August 2016

Property Address	Sales Price	Asking Price	Closed Date	Market Time in Days
<i>Single Famile Homes in Gold Coast/Streeterville</i>				
113 East Bellevue Place	\$2,050,000	\$2,100,000	8/30/2016	247
1443 North North Park Avenue	\$2,400,000	\$2,500,000	8/15/2016	12
<i>Single Family Homes in Lincoln Park</i>				
310 West Willow Street	\$2,010,000	\$1,950,000	8/15/2016	15
2725 North Mildred Avenue	\$2,025,000	\$2,100,000	8/1/2016	12
1829 North Larrabee Street	\$2,217,000	\$2,295,000	8/2/2016	8
1823 North Bissell Street	\$2,525,000	\$2,599,000	8/11/2016	146
1130 West Drummond Place	\$2,690,000	\$2,700,000	8/15/2016	1
1953 North Dayton Street	\$3,313,500	\$3,595,000	8/1/2016	50
2121 North Dayton Street	\$3,391,250	\$3,450,000	8/17/2016	449
<i>Cooperatives in Gold Coast/Streeterville</i>				
N/A (no sales in August)				
<i>Cooperatives in Lincoln Park</i>				
N/A (no sales in August)				
<i>Condominiums in Gold Coast/Streeterville</i>				
415 East North Water Street #701	\$700,000	\$675,000	8/10/2016	17
401 North Wabash Avenue #58B	\$702,500	\$695,000	8/17/2016	141
1122 North Dearborn Street #22I	\$725,000	\$769,900	8/1/2016	113
1212 North Lake Shore Drive #26CN	\$725,000	\$795,000	8/17/2016	148
1200 North Lake Shore Drive #701	\$735,000	\$755,000	8/1/2016	254
161 East Chicago Avenue #25C	\$737,500	\$775,000	8/1/2016	311
1545 North North Park Avenue #1N	\$740,000	\$740,000	8/18/2016	5
250 East Pearson Street #2001	\$743,000	\$740,000	8/12/2016	30
500 West Superior Street #1708	\$745,000	\$737,700	8/25/2016	14
150 West Superior Street #1004	\$780,000	\$750,000	8/31/2016	4
175 East Delaware Place #9008	\$785,000	\$850,000	8/2/2016	247
990 North Lake Shore Drive #20D	\$789,000	\$799,000	8/26/2016	380
520 West Huron Street #617	\$795,000	\$779,000	8/29/2016	114
505 North Lake Shore Drive #3011	\$800,000	\$800,000	8/6/2016	23
33 West Ontario Street #39B	\$815,000	\$825,000	8/2/2016	198
1018 North Larrabee Street #4S	\$815,000	\$825,000	8/18/2016	98

See More Property Details for Sales in August 2016 on Following Page

Owen Report

Property Details for the Sales in August 2016

Property Address	Sales Price	Asking Price	Closed Date	Market Time in Days
<i>Condominiums in Gold Coast/Streeterville (Continued)</i>				
758 North Larrabee Street #811	\$830,000	\$799,999	8/17/2016	95
111 East Chestnut Street #26K	\$840,000	\$829,000	8/10/2016	130
100 East Huron Street #4704	\$862,500	\$889,500	8/3/2016	10
501 North Kingsbury Street #C	\$900,000	\$899,500	8/29/2016	76
1515 North Astor Street #14BC	\$915,000	\$925,000	8/4/2016	63
600 North Lake Shore Drive #2208	\$950,000	\$915,000	8/30/2016	99
2 West Delaware Place #2507	\$967,500	\$995,000	8/22/2016	79
250 East Pearson Street #1806	\$975,000	\$999,000	8/1/2016	95
175 East Delaware Place #9107	\$1,000,000	\$1,150,000	8/10/2016	11
415 East North Water Street #707	\$1,015,000	\$1,150,000	8/8/2016	52
419 West Grand Avenue #G	\$1,045,000	\$1,099,000	8/15/2016	20
1550 North State Parkway #203	\$1,056,250	\$1,200,000	8/22/2016	50
250 East Pearson Street #2806	\$1,105,000	\$1,125,000	8/5/2016	61
45 East Bellevue Place #2	\$1,175,000	\$1,275,000	8/5/2016	76
107 West Delaware Place #B	\$1,203,160	\$1,295,000	8/22/2016	38
180 East Pearson Street #6201	\$1,250,000	\$1,500,000	8/30/2016	159
161 East Chicago Avenue #2401	\$1,250,000	\$1,399,000	8/10/2016	85
1501 North State Parkway #20E	\$1,320,000	\$1,349,000	8/2/2016	212
1212 Nprth Lake Shore Drive #34AS	\$1,400,000	\$1,500,000	8/11/2016	16
600 North Lake Shore Drive #3911	\$1,515,000	\$1,550,000	8/10/2016	64
1555 North Astor Street #23NE	\$1,742,500	\$1,800,000	8/31/2016	10
159 East Walton Place #8A	\$1,775,000	\$1,820,000	8/1/2016	1595
653 North Kingsbury Street #2302	\$1,800,000	\$1,800,000	8/18/2016	32
10 East Delaware Place #19B	\$1,865,000	\$1,850,000	8/2/2016	138
1300 North State Parkway #303	\$2,020,000	\$2,250,000	8/3/2016	81
415 East North Water Street #2606	\$2,050,000	\$2,195,000	8/5/2016	34
4 East Elm Street #20N	\$2,400,000	\$2,500,000	8/30/2016	12
77 East Walton Place #25D	\$2,525,000	\$2,650,000	8/1/2016	104
50 East Chestnut Street #1701**	\$3,000,000	\$3,750,000	8/24/2016	305
**JANET OWEN'S SALE				
4 East Elm Street #22S	\$4,187,000	\$4,100,000	8/6/2016	191
800 North Michigan Avenue #5301	\$4,475,000	\$5,000,000	8/1/2016	2
21 East Huron Street #4801	\$4,500,000	\$4,995,000	8/25/2016	142

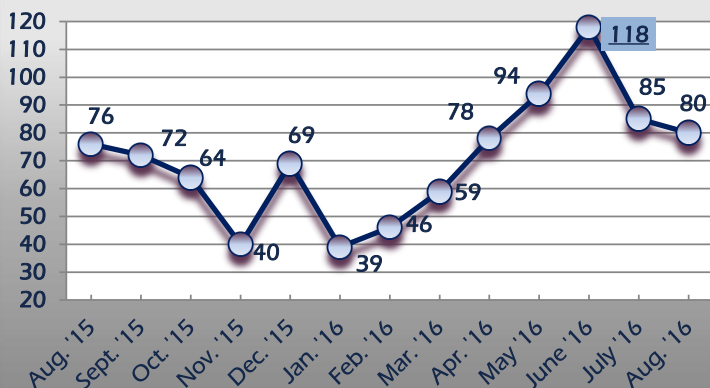
See More Property Details for Sales in August 2016 on Following Page

Owen Report

Property Details for the Sales in August 2016

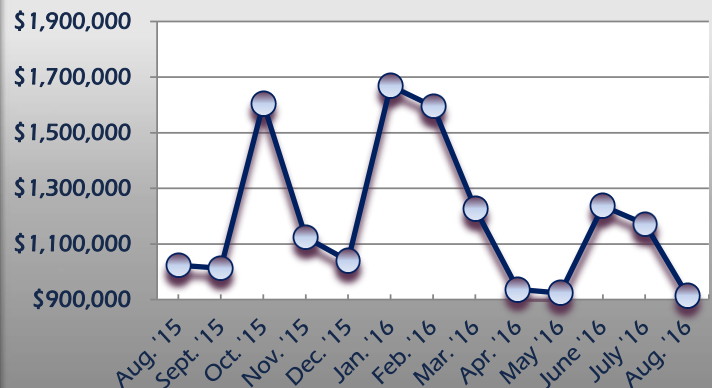
Property Address	Sales Price	Asking Price	Closed Date	Market Time in Days
<i>Condominiums in Lincoln Park</i>				
444 West Roslyn Place #2C	\$705,000	\$699,900	8/8/2016	25
2722 North Wayne Avenue #3	\$705,000	\$719,000	8/3/2016	34
2530 North Ashland Avenue #3S	\$706,000	\$725,000	8/22/2016	49
624 West Schubert Avenue #2W	\$715,000	\$715,000	8/8/2016	2
1351 West Altgeld Street #3G	\$720,000	\$869,999	8/17/2016	24
1814 North Dayton Street (Townhome)	\$745,000	\$769,000	8/12/2016	7
2744 North Mildred Avenue #3	\$775,000	\$785,000	8/26/2016	18
2019 North Racine Avenue #3	\$799,000	\$799,000	8/24/2016	30
1855 North Hudson Avenue #A	\$800,000	\$799,000	8/19/2016	5
2549 North Southport Avenue #4	\$818,000	\$849,900	8/10/2016	21
923 West Wrightwood Avenue #1	\$836,000	\$879,000	8/15/2016	111
1848 North Mohawk Street #1	\$840,000	\$850,000	8/10/2016	5
706 West Schubert Avenue #A	\$840,000	\$850,000	8/8/2016	15
1814 North Hudson Avenue #B	\$865,000	\$875,000	8/9/2016	6
641 West Willow Street #104	\$925,000	\$949,000	8/17/2016	13
431 West Eugenie Street #1H	\$950,000	\$965,000	8/25/2016	18
425 West Dickens Avenue #O	\$1,080,000	\$1,155,000	8/2/2016	23
2019 North Racine Avenue #1	\$1,099,000	\$1,099,000	8/29/2016	17
1827 North Larrabee Street #PH	\$1,175,000	\$1,250,000	8/12/2016	32
2675 North Burling Street #2N	\$1,180,000	\$1,199,500	8/15/2016	145
2008 North Sedgwick Street (Townhome)	\$1,255,000	\$1,269,000	8/8/2016	20
1821 North Larrabee Street #2	\$1,342,500	\$1,399,000	8/8/2016	63
2550 North Lakeview Avenue #N705	\$2,075,000	\$2,075,000	8/1/2016	1

**Units Sold
One Year Trend**



Total Units: 80

**Median Price
One Year Trend**



Median Price: \$913,750

My Notable Property of the Month



BERKSHIRE
HATHAWAY
HomeServices

KoenigRubloff
Realty Group



Not Just a Magnificent Residence... A Lifestyle Beyond Compare

199 EAST LAKE SHORE DRIVE DUPLEX RESIDENCE SIX WEST



VISIT THE VIRTUAL TOUR:

<http://tours49.vht.com/PPI/T433444414>