

# Owen Report

The High-End **Single Family Home** Market  
Chicago's **GOLD COAST / STREETERVILLE** Area  
As of Sunday, January 31, 2016

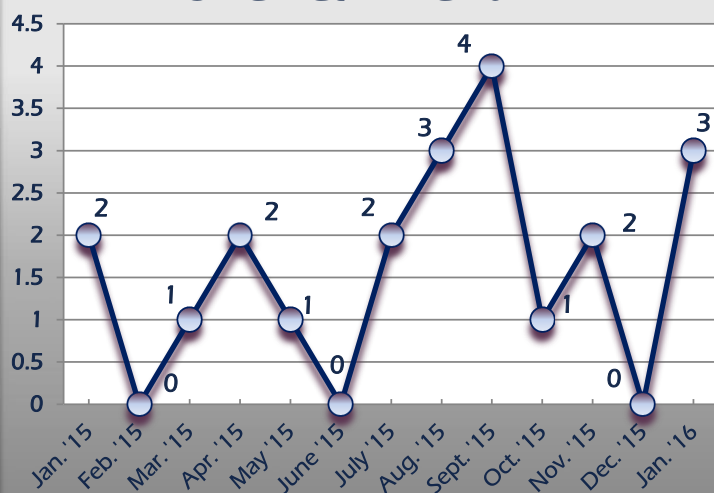
## Monthly Statistics for January Sales, \$1.5M+

Average Price:	\$2,908,333
Median Price:	\$2,802,500
Maximum Price:	\$3,537,500
Total Sales Volume:	\$8,725,000
Total Units Sold:	3
Average Market Time of Units Sold:	51 days
Total Units Currently Active:	31
Avg. Mkt. Time of Currently Active Units:	479 days

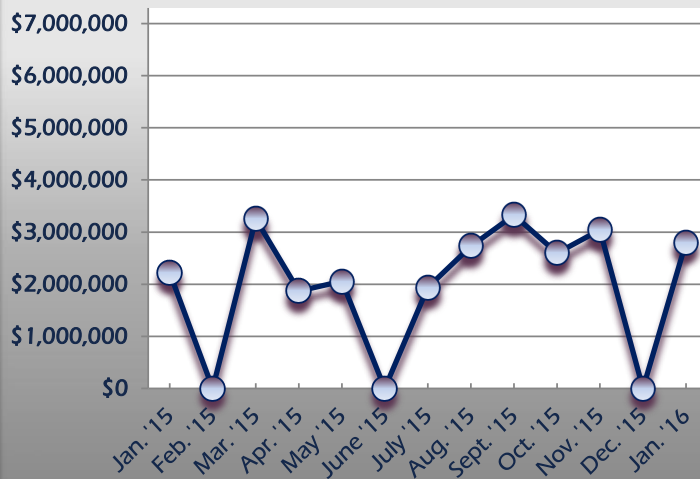
## % +/- Since Last Month

N/A (no sales in December)
N/A (no sales in December)
N/A (no sales in December)
N/A (no sales in December)
N/A (no sales in December)
N/A (no sales in December)
+10.71%
+8.62%

## Units Sold One Year Trend



## Median Price One Year Trend



Source: Midwest Real Estate Data (MRED / MLS)



*Janet Owen*

312.268.0700  
jowen@KoenigRubloff.com  
www.RealtorJanetOwen.com

*Exceptional Residences...  
Extraordinary Results*



**BERKSHIRE  
HATHAWAY**  
HomeServices

KoenigRubloff  
Realty Group

980 N Michigan Ave, Suite 900, Chicago, IL 60611

# Owen Report

The High-End **Single Family Home** Market  
Chicago's **LINCOLN PARK** Area  
As of Sunday, January 31, 2016

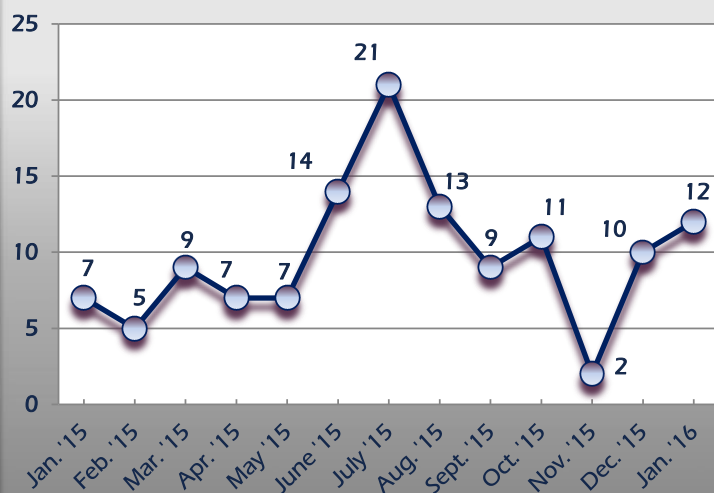
## Monthly Statistics for January Sales, \$1.5M+

Average Price:	\$2,524,635
Median Price:	\$2,298,750
Maximum Price:	\$5,500,000
Total Sales Volume:	\$30,295,625
Total Units Sold:	12
Average Market Time of Units Sold:	374 days
Total Units Currently Active:	84
Avg. Mkt. Time of Currently Active Units:	198 days

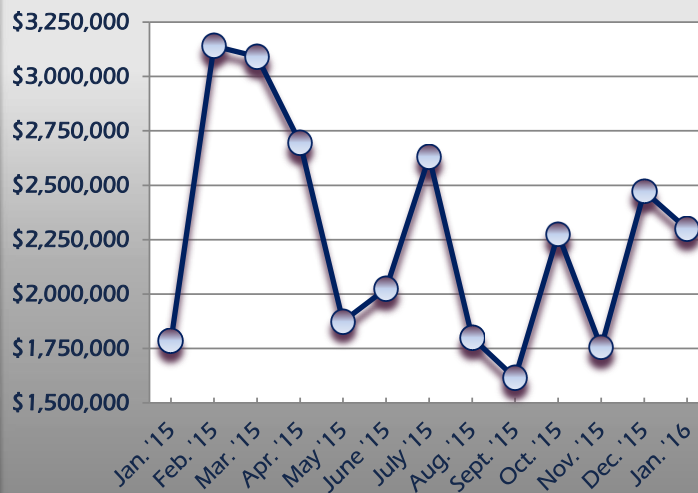
## % +/- Since Last Month

-27.63%
-7.03%
-58.79%
-13.16%
+20.00%
+211.67%
+33.33%
-20.80%

## Units Sold One Year Trend



## Median Price One Year Trend



Source: Midwest Real Estate Data (MRED / MLS)



*Janet Owen*

312.268.0700

jowen@KoenigRubloff.com

www.RealtorJanetOwen.com

*Exceptional Residences...  
Extraordinary Results*



**BERKSHIRE  
HATHAWAY**  
HomeServices

KoenigRubloff  
Realty Group

980 N Michigan Ave, Suite 900, Chicago, IL 60611

# Owen Report

The High-End **Cooperative** Market  
Chicago's **GOLD COAST / STREETERVILLE** Area  
As of Sunday, January 31, 2016

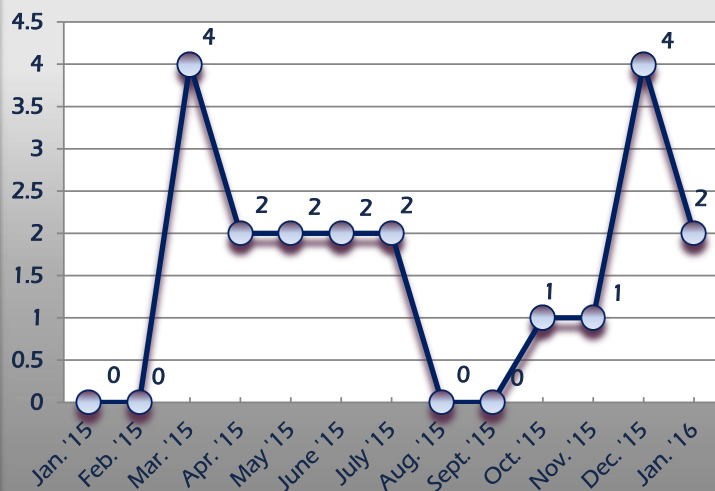
## Monthly Statistics for January Sales, \$1M+

Average Price:	\$2,637,500
Median Price:	\$2,637,500
Maximum Price:	\$3,100,000
Total Sales Volume:	\$5,275,000
Total Units Sold:	2
Average Market Time of Units Sold:	466 days
Total Units Currently Active:	17
Avg. Mkt. Time of Currently Active Units:	491 days

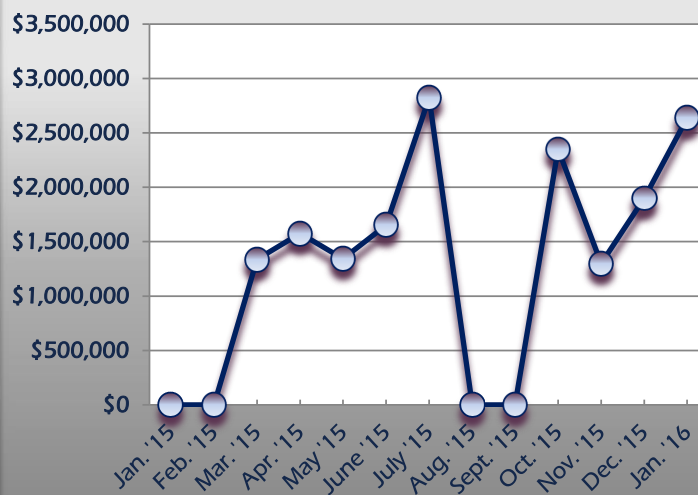
## % +/- Since Last Month

+32.87%
+38.82%
+6.90%
-33.56%
-50.00%
+10.43%
+21.43%
-7.01%

## Units Sold One Year Trend



## Median Price One Year Trend



Source: Midwest Real Estate Data (MRED / MLS)



*Janet Owen*

312.268.0700

jowen@KoenigRubloff.com

www.RealtorJanetOwen.com

*Exceptional Residences...  
Extraordinary Results*



**BERKSHIRE  
HATHAWAY**  
HomeServices

**KoenigRubloff  
Realty Group**

980 N Michigan Ave, Suite 900, Chicago, IL 60611

# Owen Report

The High-End **Cooperative** Market  
Chicago's **LINCOLN PARK** Area  
As of Sunday, January 31, 2016

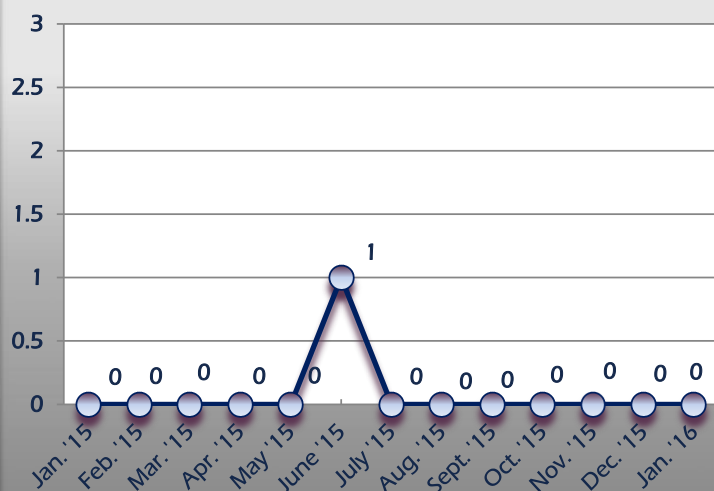
## Monthly Statistics for January Sales, \$1M+

Average Price:	\$0
Median Price:	\$0
Maximum Price:	\$0
Total Sales Volume:	\$0
Total Units Sold:	0
Average Market Time of Units Sold:	N/A
Total Units Currently Active:	5
Avg. Mkt. Time of Currently Active Units:	549 days

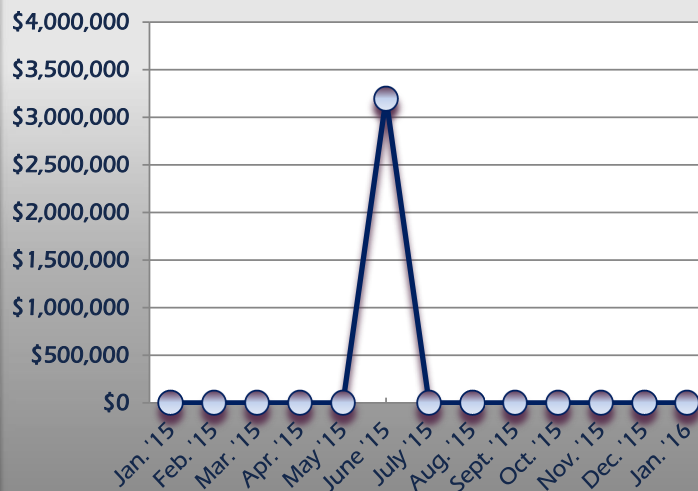
## % +/- Since Last Month

0%
0%
0%
0%
0%
N/A
-16.67%
+26.21%

## Units Sold One Year Trend



## Median Price One Year Trend



Source: Midwest Real Estate Data (MRED / MLS)



*Janet Owen*

312.268.0700

jowen@KoenigRubloff.com  
www.RealtorJanetOwen.com

*Exceptional Residences...  
Extraordinary Results*



**BERKSHIRE  
HATHAWAY**  
HomeServices

KoenigRubloff  
Realty Group

980 N Michigan Ave, Suite 900, Chicago, IL 60611



# Owen Report

## The High-End **Condominium** Market Chicago's **GOLD COAST / STREETERVILLE** Area As of Sunday, January 31, 2016

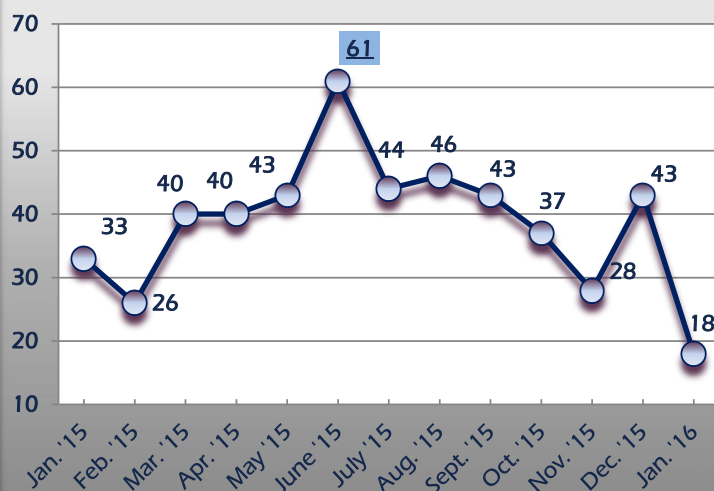
### Monthly Statistics for January Sales, \$700k+

Average Price:	\$1,298,273
Median Price:	\$1,037,500
Maximum Price:	\$3,270,000
Total Sales Volume:	\$23,368,918
Total Units Sold:	18
Average Market Time of Units Sold:	134 days
Total Units Currently Active:	258
Avg. Mkt. Time of Currently Active Units:	195 days

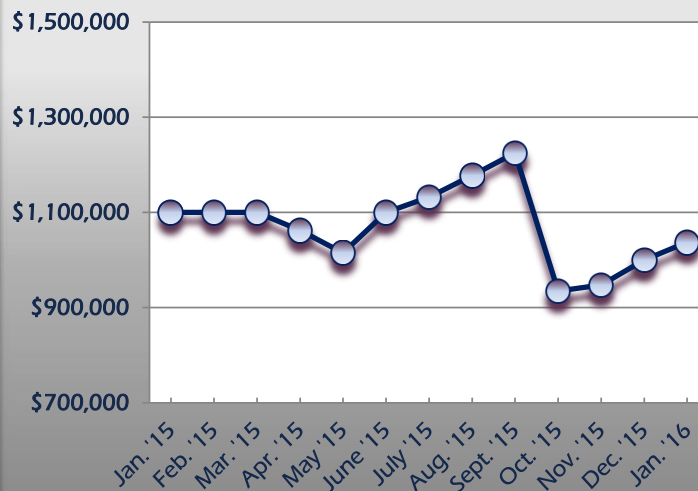
### % +/- Since Last Month

-6.74%
+3.75%
-23.06%
-60.96%
-58.14%
-22.99%
+15.18%
-11.36%

### Units Sold One Year Trend



### Median Price One Year Trend



Source: Midwest Real Estate Data (MRED / MLS)



*Janet Owen*

312.268.0700  
jowen@KoenigRubloff.com  
www.RealtorJanetOwen.com

*Exceptional Residences...  
Extraordinary Results*



**BERKSHIRE  
HATHAWAY**  
HomeServices

KoenigRubloff  
Realty Group

980 N Michigan Ave, Suite 900, Chicago, IL 60611

# Owen Report

The High-End **Condominium** Market  
Chicago's **LINCOLN PARK** Area  
As of Sunday, January 31, 2016

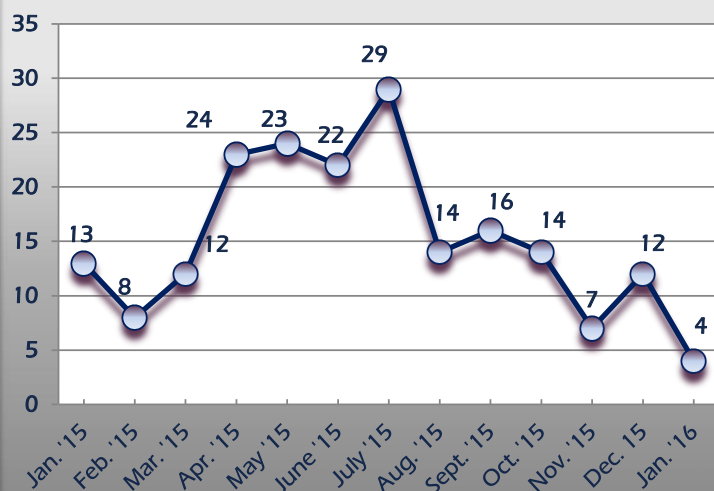
## Monthly Statistics for January Sales, \$700k+

Average Price:	\$847,875
Median Price:	\$761,500
Maximum Price:	\$1,140,000
Total Sales Volume:	\$3,391,500
Total Units Sold:	4
Average Market Time of Units Sold:	47 days
Total Units Currently Active:	48
Avg. Mkt. Time of Currently Active Units:	130 days

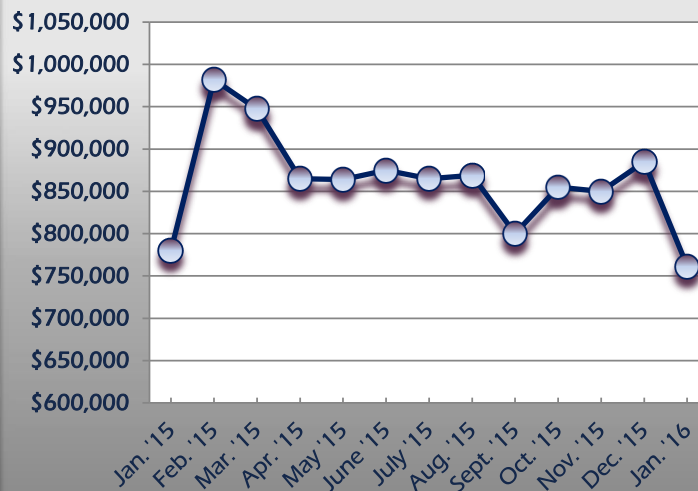
## % +/- Since Last Month

-39.75%
-13.95%
-81.00%
-79.92%
-66.67%
+6.82%
+14.29%
-27.37%

## Units Sold One Year Trend



## Median Price One Year Trend



Source: Midwest Real Estate Data (MRED / MLS)



*Janet Owen*

312.268.0700

jowen@KoenigRubloff.com

www.RealtorJanetOwen.com

*Exceptional Residences...  
Extraordinary Results*



**BERKSHIRE  
HATHAWAY**  
HomeServices

KoenigRubloff  
Realty Group

980 N Michigan Ave, Suite 900, Chicago, IL 60611

# Owen Report

## Property Details for the Sales in January 2016

Property Address	Sales Price	Asking Price	Closed Date	Market Time in Days
------------------	-------------	--------------	-------------	------------------------

### *Single Famile Homes in Gold Coast/Streeterville*

55 East Elm Street	\$2,385,000	\$2,450,000	1/14/2016	61
1527 North North Park Avenue	\$2,802,500	\$2,999,999	1/26/2016	43
48 East Cedar Street	\$3,537,500	\$3,750,000	1/19/2016	48

### *Single Family Homes in Lincoln Park*

2032 North Fremont Street	\$1,500,000	\$1,595,000	1/15/2016	273
2511 North Burling Street	\$1,508,125	\$1,649,000	1/22/2016	90
1856 North Howe Street	\$1,600,000	\$1,695,000	1/6/2016	63
1308 West Schubert Avenue	\$1,790,000	\$1,925,000	1/29/2016	205
1910 North Clark Street	\$1,975,000	\$2,075,000	1/29/2016	63
1700 North Sedgwick Street	\$2,237,500	\$2,695,000	1/29/2016	431
2248 North Wayne Avenue	\$2,360,000	\$2,450,000	1/14/2016	2015
2633 North Dayton Street	\$2,525,000	\$2,649,000	1/7/2016	354
1847 North Fremont Street	\$2,550,000	\$2,650,000	1/27/2016	151
1950 North Orchard Street	\$3,200,000	\$3,295,000	1/5/2016	845
451 West Deming Place	\$3,550,000	\$3,749,000	1/5/2016	2
1922 North Howe Street	\$5,500,000	\$5,500,000	1/6/2016	1

### *Cooperatives in Gold Coast/Streeterville*

1430 North Lake Shore Drive #10	\$2,175,000	\$2,495,000	1/21/2016	290
1500 North Lake Shore Drive #11A	\$3,100,000	\$3,600,000	1/22/2016	642

### *Cooperatives in Lincoln Park*

N/A (no sales in January)

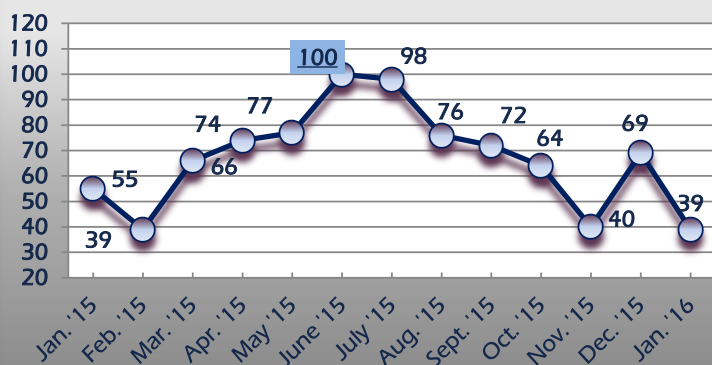
**See More Property Details for Sales in January 2016 on Following Page**

# Owen Report

## Property Details for the Sales in January 2016

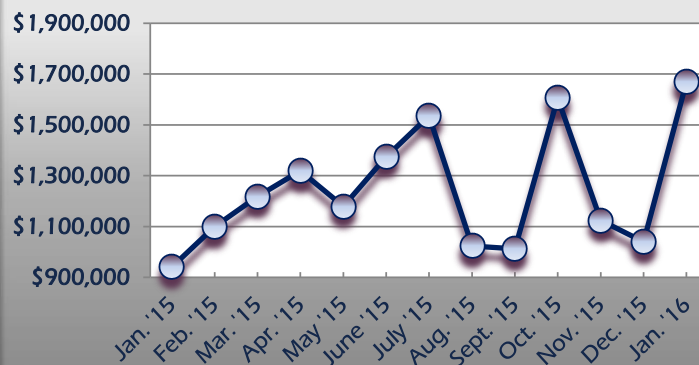
Property Address	Sales Price	Asking Price	Closed Date	Market Time in Days
<i>Condominiums in Gold Coast/Streeterville</i>				
132 East Delaware Place #5403	\$705,000	\$799,000	1/29/2016	333
950 North Michigan Avenue #5301	\$710,000	\$730,000	1/25/2016	36
1155 North Dearborn Street #405	\$749,500	\$799,000	1/13/2016	27
100 East Huron Street #3203	\$759,000	\$759,000	1/7/2016	8
100 East Huron Street #4301	\$775,000	\$799,500	1/14/2016	105
180 East Pearson Street #3403	\$872,000	\$899,000	1/27/2016	328
1526 North Mohawk Street #3S	\$880,000	\$899,000	1/4/2016	260
1501 North State Parkway #11C	\$950,000	\$990,000	1/6/2016	26
990 North Lake Shore Drive #27E	\$1,000,000	\$1,195,000	1/27/2016	301
600 North Fairbanks Court #3210	\$1,075,000	\$1,035,000	1/14/2016	1
30 West Erie Street #1402	\$1,250,000	\$1,350,000	1/11/2016	298
30 West Erie Street #701	\$1,352,000	\$1,400,000	1/12/2016	234
21 East Huron Street #2005	\$1,366,875	\$1,375,000	1/25/2016	2
600 North Kingsbury Street #506	\$1,600,000	\$1,750,000	1/22/2016	253
118 East Erie Street #23C	\$1,674,543	\$1,674,543	1/28/2016	1
1035 North Dearborn Street #16	\$2,030,000	\$2,150,000	1/21/2016	116
1040 North Lake Shore Drive #24D	\$2,350,000	\$2,495,000	1/22/2016	79
180 East Pearson Street #3704	\$3,270,000	\$3,270,000	1/19/2016	1
<i>Condominiums in Lincoln Park</i>				
1902 North Halsted Street #1	\$728,500	\$775,000	1/4/2016	63
350 West Belden Avenue #614	\$730,000	\$740,000	1/26/2016	111
1030 West Wrightwood Avenue #H	\$793,000	\$799,000	1/29/2016	11
2675 North Burling Street #1S	\$1,140,000	\$1,199,000	1/29/2016	1

**Units Sold  
One Year Trend**



**Total Units: 39**

**Median Price  
One Year Trend**



**Median Price: \$1,668,125**



# My Notable Property of the Month



BERKSHIRE  
HATHAWAY  
HomeServices

KoenigRubloff  
Realty Group



*Breathtaking View of Lake and City with Private Terrace*

189 EAST LAKE SHORE DRIVE RESIDENCE 10, CHICAGO



**VISIT THE VIRTUAL TOUR:**

**<http://tour.vht.com/433392012>**